

ROBUS®

DOWNLIGHTS

VIRTUE LED TPb Rated LED Downlight



PRODUCT INFORMATION DOCUMENT

FEATURES

- The ROBUS VIRTUE is a very slim fitting which means it can easily be installed in ceilings with shallow voids
- The black finish aluminium housing increases the heat dissipation properties of the fitting for cooler LED operating temperatures to enhance long life
- An opal polycarbonate diffuser allows optimum light transmission with good uniformity whilst reducing eye discomfort glare

CONSTRUCTION

- Black/white powder coated die-cast aluminium housing and trim
- TPb rated Polycarbonate Diffuser
- Steel spring clips



Product Code:	RVR1040-01	RVR1840-01	RVR2440-01
Comparable to:	18W PL	2x26W PL	2x32W PL
Total Power (W):	9.5	18.0	23.7
Power Factor:	0.9	0.95	0.95
Total Light Output (lm):	1030	2270	2990
Total Emergency Light Output (lm):	NA	NA	NA
Efficacy (lm/ccW):	108	126	126
Lux at 1m (lux):	390	920	1200
Emergency Lux at 1m (lux):	NA	NA	NA
CCT (K):	4000	4000	4000
CRI:	80	80	80
IP:	54	54	54
Operation Temperature (°C):	-20 ≤ Ta ≤ +40	-20 ≤ Ta ≤ +40	-20 ≤ Ta ≤ +40
Inrush Current:	8A/300us	13A/250us	13A/250us
RG Value:	0	0	0
SDCM:	6	6	6
P _{st} LM:	NA	NA	NA
SVM:	NA	NA	NA
Energy Class:	E	E	E
Rated Life to L70B50 (Hrs):	50000	50000	50000
Dimensions ØxH (mm):	121x38	221x38	221x38
Cut out (mm)	100	195-205	195-205
Weight (kg):	0.25	0.6	0.6

Separate Control Gear Information

Type of Light Source:	LED	LED	LED
Full Load Efficiency (%):	80	85	86
P _{NET} (W):	NA	NA	NA
Dimensions (mm):	100x100x35	100x100x35	100x100x35

Product is certified to all the relevant standards.

Please contact our technical department for market specific compliances.

PLEASE NOTE: INFORMATION IN THIS DOCUMENT MAY BE SUBJECT TO CHANGE WITHOUT PRIOR NOTICE

IRE: TEL: +353 1 709 9000
 UK: TEL: 0800 973 220
 AUS: TEL: +61 7 3890 5444
 NZ: TEL: +64 03 668 5285

WEB: ROB.US.COM
 WEB: ROB.US.COM
 WEB: ROB.US.COM.AU
 WEB: ROB.USLED.CO.NZ

LED GROUP EUROPE · UK · AUSTRALIA · NEW ZEALAND · ASIA · MIDDLE EAST · AFRICA

VIRTUE LED TP_b Rated LED Downlight

Cone Illuminance Diagram

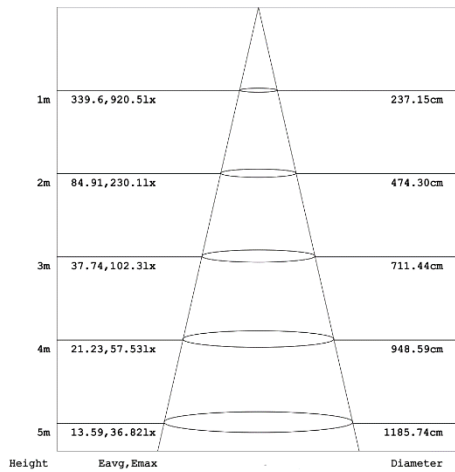
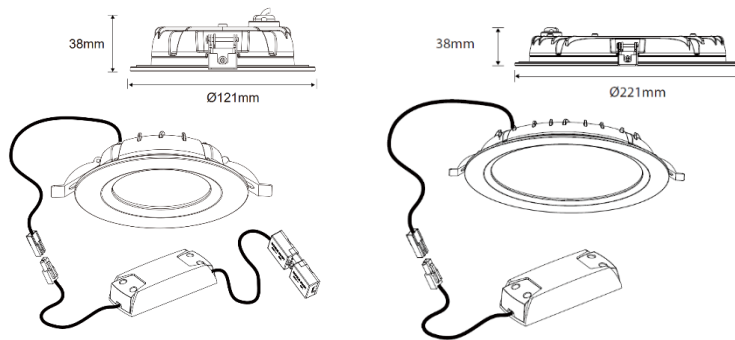


Diagram for RVR1840-01 in 4000K. Other diagrams available on request

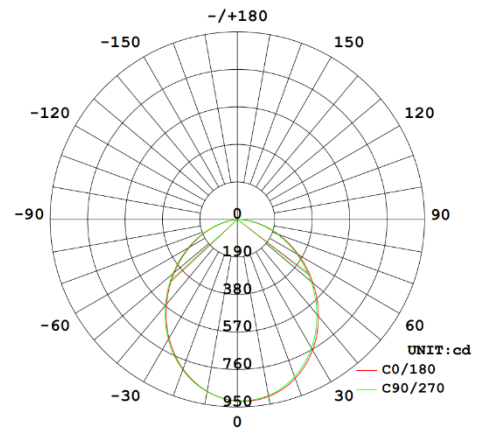
Dimension Diagram



Sensor Data

Time Off Delay:	NA
Illuminance Switching Range:	NA
Sensitivity Range (%):	NA
Mounting Height (max):	NA
Detection Zone Diameter (max):	NA

Polar Intensity Diagram



Accessories

RMPSMK-01	Surface Mounting Can
R3EMPK4-PSU	Plug & play emergency pack with LifePo4 Battery
HED2040-D	DALI, 1-10V, Push Dim Driver
HED6010/D2	10W DALI 2 LED Driver with connector
RVR265TRIM-01	VIRTUE 265mm Extension Trim